





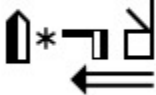





















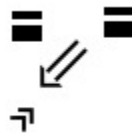
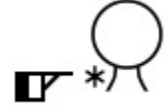

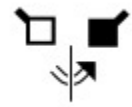
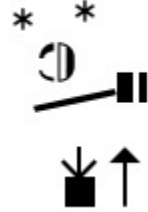
# Lengua de Señas Mexicana (LSM)

Spoken Word	SignWriting
0 (number)	●
1	└
10	
11	
12	
13	
14	
16	
2	└
2	└
2000	

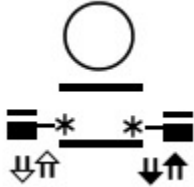



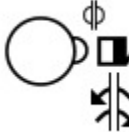


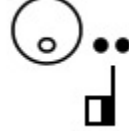
# Lengua de Señas Mexicana (LSM)

Spoken Word	SignWriting
23	
28	
3	
3	
4	
4	
5	
5	
50	
6	
6	
7	
7	








# Lengua de Señas Mexicana (LSM)

Spoken Word	SignWriting
8	
8	
9	
9	
、	
A	
Abandonar	
abogado	
abril	
absurdo	
Acompañar con los 3	


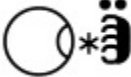
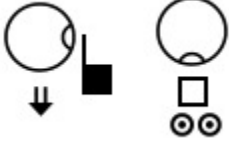
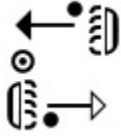




# Lengua de Señas Mexicana (LSM)

Spoken Word	SignWriting
actividad	
adios	
Adiós	
adjetivo	
agosto	
Agua	
Agua	
Agua	




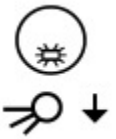

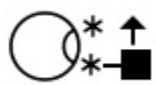



# Lengua de Señas Mexicana (LSM)

Spoken Word	SignWriting
Alabanza	
alimento	
Alumno	
Amen	
amistad1	
amistad2	
amor 1	




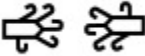



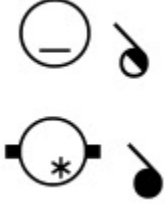
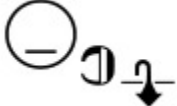
# Lengua de Señas Mexicana (LSM)

Spoken Word	SignWriting
amor2	
anaranjado	
anciana	
apodo	
Arbol	
arbol	
Armando Cruz	
Arroz	

# Lengua de Señas Mexicana (LSM)

Spoken Word	SignWriting
Arte	
Arte	
Auto Abrir	
Avisar	
avión	
ayer	
azul	
Año	
año2	

# Lengua de Señas Mexicana (LSM)


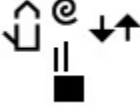







Spoken Word	SignWriting
año3	
B	
ball	
ball	
basketball	
baño	
baño2	
bb	
beber	







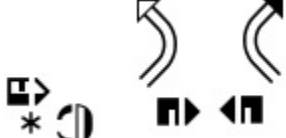


# Lengua de Señas Mexicana (LSM)

Spoken Word	SignWriting
besar	<p>The signwriting for 'besar' consists of two asterisks (**) above two trapezoidal shapes that point outwards from each other.</p>
Biblia	<p>The signwriting for 'Biblia' features a circle on the left, followed by a house-like shape with three arrows pointing outwards from its right side.</p>
biblioteca	<p>The signwriting for 'biblioteca' is composed of two rows. The top row shows two house-like shapes with arrows pointing outwards, separated by a plus sign (+). The bottom row shows a single house-like shape followed by three vertical bars (   ).</p>
Bien	<p>The signwriting for 'Bien' shows a circle with a smiley face inside, positioned above a house-like shape with an upward-pointing arrow.</p>
Bienvenido	<p>The signwriting for 'Bienvenido' consists of two parts. The top part is a circle with a smiley face above a house-like shape with an upward arrow. The bottom part is a house-like shape with a downward arrow, flanked by two trapezoidal shapes pointing towards each other.</p>
Bienvenido	<p>The signwriting for 'Bienvenido' is similar to the previous entry but includes a smiley face below the house-like shape in the second part.</p>
Binance	<p>The signwriting for 'Binance' shows a circle with a smiley face above a house-like shape with a downward-pointing arrow.</p>
binance	<p>The signwriting for 'binance' is identical to the previous entry, showing a circle with a smiley face above a house-like shape with a downward-pointing arrow.</p>


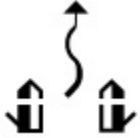






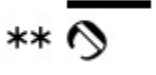


# Lengua de Señas Mexicana (LSM)

Spoken Word	SignWriting
bird	
black	
Blanco	
blood	
blue	
boat	
Bonito	
bother	
Buenos-dias	

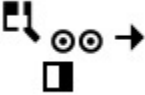




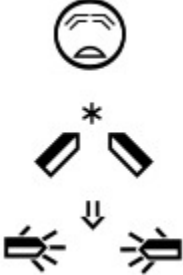
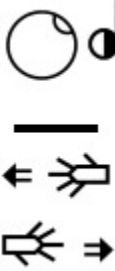

# Lengua de Señas Mexicana (LSM)

Spoken Word	SignWriting
C	
caballo	
cabra	
Cada	
Caja Abrir	
Calendario	
caliente	








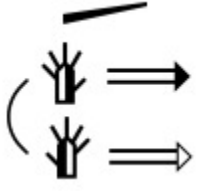
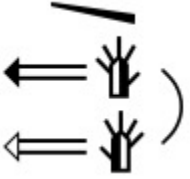
# Lengua de Señas Mexicana (LSM)

Spoken Word	SignWriting
Cama	
Camino	
Cancún	
car	
Cara enojada	
Cara feliz	
Cara feliz	
Cara triste	
Cariño	
carne	
carne	

# Lengua de Señas Mexicana (LSM)

Spoken Word	SignWriting
carpintero	
casa	
Casa	
cat	
Cayo	
Cayéndose la casa	
cebra	
cereal	


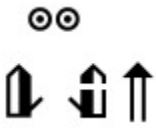





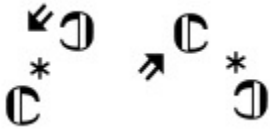

# Lengua de Señas Mexicana (LSM)

Spoken Word	SignWriting
cero	
child	
cien	
Cinco	
cine	
Cine	
Cine	
CL BANDERA 01 ACF	
CL BANDERA 02 ACF	

# Lengua de Señas Mexicana (LSM)










Spoken Word	SignWriting
Clases	<p>The signwriting for 'Clases' consists of a top sign with two asterisks between vertical bars ( ** ), and two bottom signs: a circle with a diagonal slash and a square with a diagonal slash.</p>
clock	<p>The signwriting for 'clock' features a top sign with a hand icon and a square, and two bottom signs: a hand with a curved arrow and a hand with a curved arrow.</p>
coffee	<p>The signwriting for 'coffee' includes a top sign with a lowercase 'e' and a circle with a dot, and a bottom sign with a circle and a dot.</p>
coffee	<p>The signwriting for 'coffee' includes a top sign with a circle and a dot, and a bottom sign with a circle and a dot.</p>
cold	<p>The signwriting for 'cold' features a top sign with two hand icons, and two bottom signs: a hand with a curved arrow and a hand with a curved arrow.</p>
compartir	<p>The signwriting for 'compartir' includes a top sign with a hand icon, a circle with a dot, and a hand icon, and a bottom sign with a circle and a dot.</p>
Comprar	<p>The signwriting for 'Comprar' features a top sign with a hand icon, a square, and a hand icon, and a bottom sign with an asterisk.</p>
comunidad	<p>The signwriting for 'comunidad' includes a top sign with a circle, and two bottom signs: a circle with a dot and a circle with a dot.</p>
Congregación	<p>The signwriting for 'Congregación' features a top sign with a circle and a hand icon, and two bottom signs: a hand with a curved arrow and a hand with a curved arrow.</p>

# Lengua de Señas Mexicana (LSM)

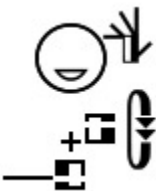




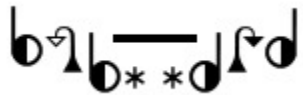


Spoken Word	SignWriting
consider	
Construir	
Contento	
Contento	
contigo	
continente	
cook	
Cosas	
cousin	



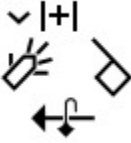





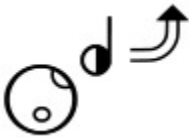

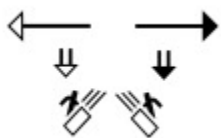
# Lengua de Señas Mexicana (LSM)

Spoken Word	SignWriting
Cuando	
Cuatro	
Cucaracha	
Cucaracha	
Cucaracha	
Cuidar	
culpar	
cultura	
Cultura	

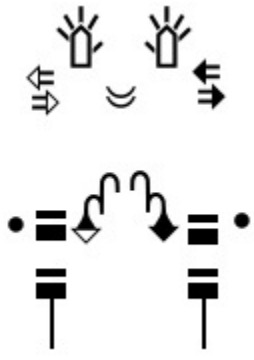







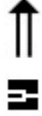
# Lengua de Señas Mexicana (LSM)

Spoken Word	SignWriting
Cumpleaños	
cumpleaños	
cumpleaños del Circulo Rojo	
cumpleaños del Circulo Rojo	
Curiosidad	
D	
dad	
Dar	
DeafVivaracha	
Deletrear	








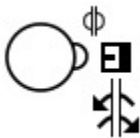


# Lengua de Señas Mexicana (LSM)

Spoken Word	SignWriting
Dentro	
descuento	
despertar	
diciembre	
Diferente	
Difícil	
Dios	
Director	
dirt	

# Lengua de Señas Mexicana (LSM)

Spoken Word	SignWriting
disposicion a actuar	
diving	
Doctor	
Domingo	
Dos	
drink	
día	
E	
Edad	


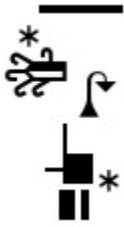






# Lengua de Señas Mexicana (LSM)

Spoken Word	SignWriting
edificio	
eight	
eighteen	
eighty	
eleven	
Ella	
empoderamiento	
enero	
envelope	
equal	

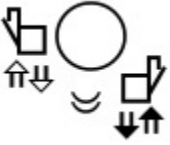


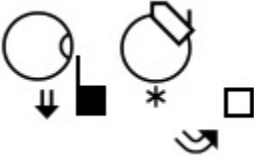




# Lengua de Señas Mexicana (LSM)

Spoken Word	SignWriting
Escapar	<p>The SignWriting for 'Escapar' consists of a face with a wide-open mouth and a tongue sticking out, a vertical line with a circle at the top, two house-like shapes, and two sets of arrows pointing in opposite directions.</p>
escribir	<p>The SignWriting for 'escribir' shows a hand holding a pen writing on a surface, with a curved arrow indicating the direction of the stroke.</p>
Escritura de los signos LSM	<p>The SignWriting for 'Escritura de los signos LSM' depicts a hand writing a wavy line, with an asterisk and a square symbol.</p>
Escritura de señas	<p>The SignWriting for 'Escritura de señas' shows a hand writing a wavy line, with an asterisk and a square symbol.</p>
Escritura de señas	<p>The SignWriting for 'Escritura de señas' depicts a hand writing a wavy line, with a circle and a square symbol.</p>
escritura de señas LSM	<p>The SignWriting for 'escritura de señas LSM' shows a hand writing a wavy line, with a circle and a square symbol.</p>
escuela	<p>The SignWriting for 'escuela' consists of a circle with a horizontal line through it, a square, and a circular arrow.</p>

# Lengua de Señas Mexicana (LSM)




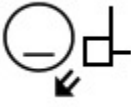


Spoken Word	SignWriting
ESPACIO+ESPACIO	
Especial	
Espiar	
Esqueleto	
Estar	
estrella	
estrella	
estupido	

# Lengua de Señas Mexicana (LSM)



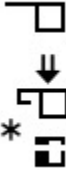



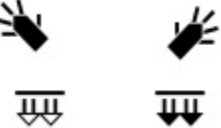



Spoken Word	SignWriting
expresiones	
F	
Family	
Famosa	
father	
Father	
febrero	
fecha	







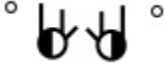




# Lengua de Señas Mexicana (LSM)

Spoken Word	SignWriting
Feliz	
feliz	
Feliz	
feliz cumpleaños	
feliz cumpleaños alex	
Feliz2	
feliz3	
feo	
Fiesta	
fifteen	








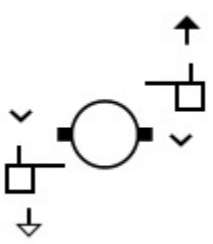
# Lengua de Señas Mexicana (LSM)

Spoken Word	SignWriting
fifth	
fifty	
first	
five	
five	
flor	
fly	
forty	
four	
fourteen	




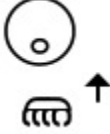
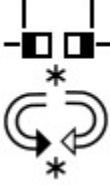
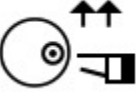


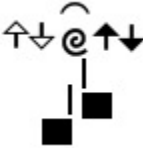
# Lengua de Señas Mexicana (LSM)

Spoken Word	SignWriting
fourth	
friend	
friend	
fruit	
Frágil	
Fuego	
full	
futbol	
G	

# Lengua de Señas Mexicana (LSM)

Spoken Word	SignWriting
Gato	
Gato	
give-her	
good-morning	
gracias	
Gracias	
Gracias	
Graduar	


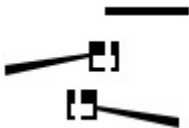

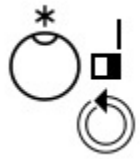





# Lengua de Señas Mexicana (LSM)

Spoken Word	SignWriting
grandfather	
grandfather	
green	
Gritar	
grupo	
guerrero	
H	
haber	
Hermano	

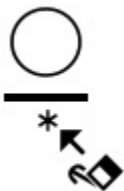


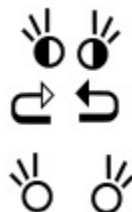




# Lengua de Señas Mexicana (LSM)

Spoken Word	SignWriting
hija	<p>The signwriting for 'hija' consists of two parts. The first part shows a hand with fingers spread, a horizontal line above it, and a small dot below. The second part shows a circle with a dot inside, a downward arrow, and a small square to the right.</p>
Hijo	<p>The signwriting for 'Hijo' consists of two parts. The first part shows a hand with fingers spread, a horizontal line above it, and a small circle below. The second part shows a hand with fingers spread, a downward arrow, and a small square to the right.</p>
hipocrita o doble cara	<p>The signwriting for 'hipocrita o doble cara' consists of two parts. The first part shows a hand with fingers spread, a circle with an asterisk inside, and a small square to the right. The second part shows a circle with an asterisk inside, a downward arrow, and a hand with fingers spread to the right.</p>
his-her	<p>The signwriting for 'his-her' consists of two parts. The first part shows a hand with fingers spread, a horizontal line above it, and a small square to the right. The second part shows a hand with fingers spread, a downward arrow, and a small square to the right.</p>
Historia	<p>The signwriting for 'Historia' consists of two parts. The first part shows a hand with fingers spread, a circle with an asterisk inside, and a small square to the right. The second part shows a hand with fingers spread, a downward arrow, and a small square to the right.</p>
historia	<p>The signwriting for 'historia' consists of two parts. The first part shows a hand with fingers spread, a circle with an asterisk inside, and a small square to the right. The second part shows a hand with fingers spread, a downward arrow, and a small square to the right.</p>
history	<p>The signwriting for 'history' consists of two parts. The first part shows a hand with fingers spread, a circle with an asterisk inside, and a small square to the right. The second part shows a hand with fingers spread, a downward arrow, and a small square to the right.</p>
Hola	<p>The signwriting for 'Hola' consists of two parts. The first part shows a hand with fingers spread, a circle with an asterisk inside, and a small square to the right. The second part shows a hand with fingers spread, a downward arrow, and a small square to the right.</p>
hola	<p>The signwriting for 'hola' is empty.</p>
Hola	<p>The signwriting for 'Hola' consists of two parts. The first part shows a hand with fingers spread, a circle with an asterisk inside, and a small square to the right. The second part shows a hand with fingers spread, a downward arrow, and a small square to the right.</p>

# Lengua de Señas Mexicana (LSM)





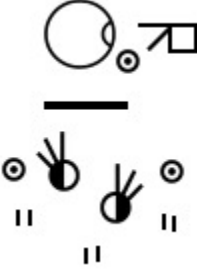
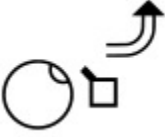

Spoken Word	SignWriting
Hola	
hold	
HOPS	
hora	
hot dog	
house	
hoy	
hundred--one	
I	

# Lengua de Señas Mexicana (LSM)

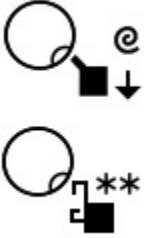
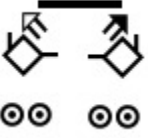

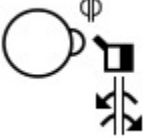
Spoken Word	SignWriting
identidad	
Ignorante	
ilka	
Importante	
Imposible	
Independiente	
Ingeniero	
institucionales	






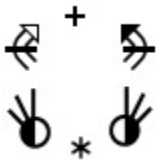


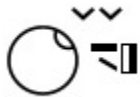
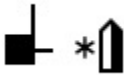
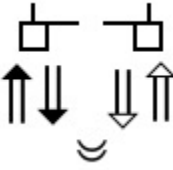
# Lengua de Señas Mexicana (LSM)

Spoken Word	SignWriting
isla	
j	
j	
J	
Jaguar	
JEHOVA	
jesus	








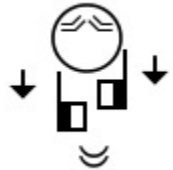

# Lengua de Señas Mexicana (LSM)

Spoken Word	SignWriting
Jitomate	 <p>The SignWriting for 'Jitomate' consists of two parts. The first part shows a circle with a hook on its left side, a small square to its right, and a downward-pointing arrow. The second part shows a similar circle with a hook, a small square to its right, and two asterisks (**).</p>
Joven	 <p>The SignWriting for 'Joven' consists of two parts. The first part shows two diamond shapes with arrows pointing towards each other, connected by a horizontal line above them. The second part shows two pairs of eyes, each represented by two small circles.</p>
julio	 <p>The SignWriting for 'julio' consists of two parts. The first part shows a circle with a hook on its left side and a small square to its right. The second part shows a vertical line with three arrows pointing downwards from it.</p>
junio	 <p>The SignWriting for 'junio' consists of two parts. The first part shows a circle with a hook on its left side, a small square to its right, and a small circle with a vertical line through it above the square. The second part shows a vertical line with three arrows pointing downwards from it.</p>

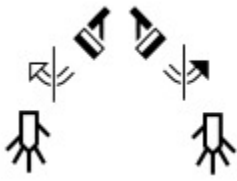
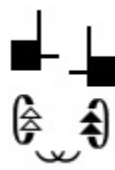


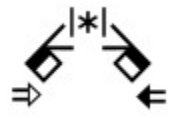

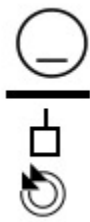


# Lengua de Señas Mexicana (LSM)

Spoken Word	SignWriting
K	
kitchen	
L	
La tierra	
Ladrillo	
Ladrillo	
learn	
leccion	
leche	
Lengua de Señas Mexicana	


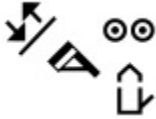



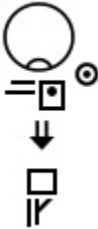



# Lengua de Señas Mexicana (LSM)

Spoken Word	SignWriting
Lengua seña	
Lento	
letter	
León	
Libro	
like	
lleno	
Llorar	
los testigos de jehova	









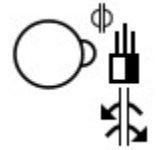
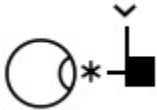
# Lengua de Señas Mexicana (LSM)

Spoken Word	SignWriting
lose	
lsm	
LSM2	
LSM3	
luchar	
Lápiz	
Lástima	
M	
Madero	



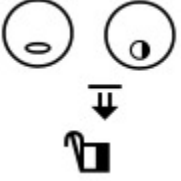


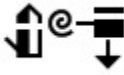



# Lengua de Señas Mexicana (LSM)

Spoken Word	SignWriting
Madre, mamá	
Madre, mamá	
maestro	
Mamá	
mamá	
man	
Mandarina	
manos	
manos	

# Lengua de Señas Mexicana (LSM)





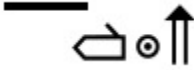



Spoken Word	SignWriting
manos	
manos	
manzana	
Manzana	
Manzana	
mar	
marriage-spouse	
marzo	
mayo	
mañana	

# Lengua de Señas Mexicana (LSM)

Spoken Word	SignWriting
me	
me	
meaning	
Mejor	
mes	
mes	
Mes	
mesa	
Mexican Sign Language Alphabet	
Mexican Sign Language Numbers	
Mexico	









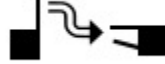



# Lengua de Señas Mexicana (LSM)

Spoken Word	SignWriting
Mexico	
Mi	
Mi	
Miedo	
Milagro	
Mofar	
mom	
money	










# Lengua de Señas Mexicana (LSM)

Spoken Word	SignWriting
more	<p>The signwriting for 'more' consists of a triangle pointing up and to the right, with a vertical bar to its left and an asterisk below the bar.</p>
morning	<p>The signwriting for 'morning' features a hand with fingers spread pointing up, a small circle to the left, and another hand with fingers spread pointing up below it.</p>
Mother	<p>The signwriting for 'Mother' shows a circle above a hand with fingers spread pointing up, which is positioned above a solid black square.</p>
muchacha	<p>The signwriting for 'muchacha' is a complex sequence of symbols: a horizontal bar with arrows pointing left and right, two circles, two diamond shapes, a circle with a hand pointing down, and a solid black square.</p>
Museo	<p>The signwriting for 'Museo' includes a hand with fingers spread pointing up, a circle, a hand with fingers spread pointing up, a hand with fingers spread pointing up, a crescent moon, and a hand with fingers spread pointing up.</p>
Museo	<p>The signwriting for 'Museo' features a hand with fingers spread pointing up, a hand with fingers spread pointing up, a hand with fingers spread pointing up, a hand with fingers spread pointing up, and a hand with fingers spread pointing up.</p>
Museo incorrecto	<p>The signwriting for 'Museo incorrecto' shows a hand with fingers spread pointing up, a hand with fingers spread pointing up, a hand with fingers spread pointing up, a hand with fingers spread pointing up, and a hand with fingers spread pointing up.</p>
must	<p>The signwriting for 'must' consists of a horizontal bar with an asterisk below it, and a hand with fingers spread pointing up.</p>

# Lengua de Señas Mexicana (LSM)

Spoken Word	SignWriting
my	
Médico, Doctor	
México	
N	
nacer	
nacer	
nacional	
nadar	
name	
Navidad	








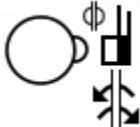
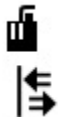

# Lengua de Señas Mexicana (LSM)

Spoken Word	SignWriting
need	
Negro	
nephew	
nephew_niece	
Nervioso	
Nervioso	
Nervioso	
new	
newspaper	








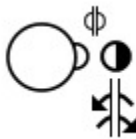

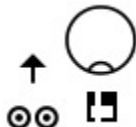
# Lengua de Señas Mexicana (LSM)

Spoken Word	SignWriting
night	<p>The signwriting for 'night' consists of a circle containing a vertical line, positioned to the left of a vertical line with a horizontal bar at the top and a downward-pointing arrow at the bottom.</p>
nine	<p>The signwriting for 'nine' consists of a small horizontal line above a square with a diagonal line from the top-left to the bottom-right.</p>
nine	<p>The signwriting for 'nine' consists of a square with a horizontal line above it and three short vertical lines to its left.</p>
nine	<p>The signwriting for 'nine' consists of a square with a horizontal line above it and a small inverted V-shape above the horizontal line.</p>
nineteen	<p>The signwriting for 'nineteen' consists of two upward-pointing arrows above a hand icon with fingers spread.</p>
ninety	<p>The signwriting for 'ninety' consists of a square with a horizontal line above it and a small inverted V-shape above the horizontal line, with a diagonal line extending from the top-right to the bottom-left.</p>
Niño	<p>The signwriting for 'Niño' consists of a circle above a square with a diagonal line from the top-left to the bottom-right, and two asterisks to the right of the square.</p>






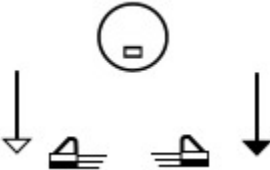




# Lengua de Señas Mexicana (LSM)

Spoken Word	SignWriting
NO	
No haber	
no tener	
Nombre--name-	
Nombre_2	
notebook	
Novia	
noviembre	
Novio(a)	
novio1	

# Lengua de Señas Mexicana (LSM)








Spoken Word	SignWriting
novio2	
nuera	
nuevo	
número	
O	
obedecer	
Ocho	
octubre	
Ojete	
old	

# Lengua de Señas Mexicana (LSM)


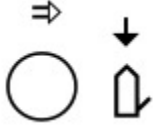

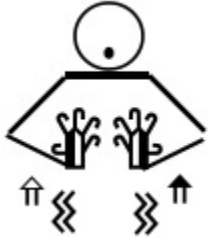



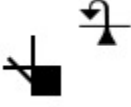
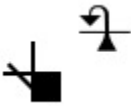
Spoken Word	SignWriting
Olla	
one	
open-door	
ordenes	
Orgullo	
Original oficial	
OrySurf	
otro	
P	
pais	





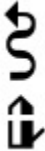
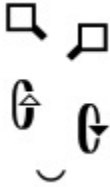



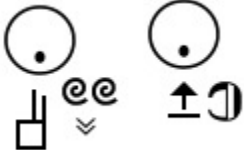
# Lengua de Señas Mexicana (LSM)

Spoken Word	SignWriting
papa	
papá	
Papá	
Parar, Pararse	
paren de pelear	
parque	
parque	
parque	
parque	

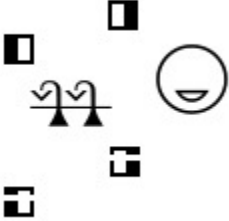


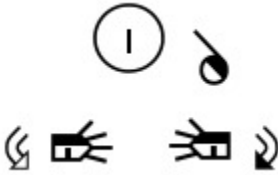



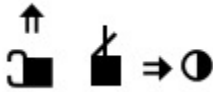
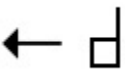
# Lengua de Señas Mexicana (LSM)

Spoken Word	SignWriting
participar	
Pasado	
patas	
patas	
pen	
pencil	
Perdon	
pero	
pero	





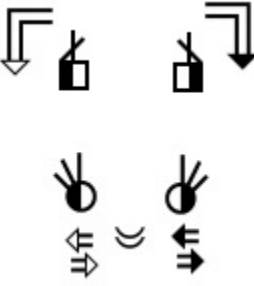

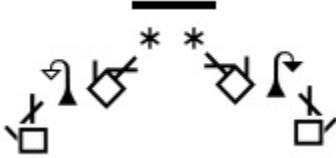

# Lengua de Señas Mexicana (LSM)

Spoken Word	SignWriting
persona	
persona sordo	
Pescado	
play	
Pluma	
Poco	
policía	
PONCHE	




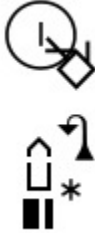





# Lengua de Señas Mexicana (LSM)

Spoken Word	SignWriting
POSADA	
pregunta	
Presidente	
Presuntuoso	
Puerco, Cedro, Cochino, Marrano	
Q	
q	
Quintana Roo	
Qué?	





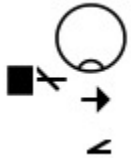





# Lengua de Señas Mexicana (LSM)

Spoken Word	SignWriting
R	
Ratón	
read	
ready	
refrigerador	
Regalar	
Regalar	
repeat	

# Lengua de Señas Mexicana (LSM)

Spoken Word	SignWriting
repetir	
respect	
respeto	
Responsable / Responsabilidad	
rest	
rey	
rey	
rice	
Rio	

# Lengua de Señas Mexicana (LSM)



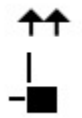





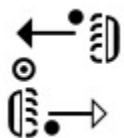

Spoken Word	SignWriting
rock	
room	
ROSTRO+ESPACIO	
ROSTRO+ROSTRO	
Rápido	
S	
Saber	
same	
SANTA CLOUS	
search	

# Lengua de Señas Mexicana (LSM)


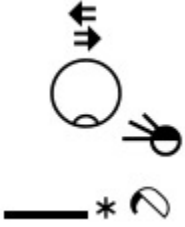





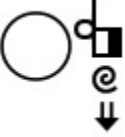

Spoken Word	SignWriting
search	<p>The signwriting for 'search' consists of a curved arrow pointing left, followed by a hand with fingers spread, and a small circle with a dot inside.</p>
second	<p>The signwriting for 'second' consists of a square with an 'R' inside, a downward arrow, a square with a horizontal line, and a square with an asterisk.</p>
secreto	<p>The signwriting for 'secreto' consists of a vertical line with a 'D' on the left, a vertical line with an asterisk in the middle, and a circle with a vertical line through it.</p>
Secreto	<p>The signwriting for 'Secreto' consists of a circle with a horizontal line, a small circle with a dot, a downward arrow, a square with a diagonal line, and a circle with a vertical line and an asterisk.</p>
see	<p>The signwriting for 'see' consists of a circle with a horizontal line, an upward arrow, and a square with a diagonal line.</p>
Seis	<p>The signwriting for 'Seis' consists of a square with a vertical line through it.</p>
Sentir	<p>The signwriting for 'Sentir' consists of a horizontal line, a circle with a dot, an upward arrow, and a square with a diagonal line and an asterisk.</p>
septiembre	<p>The signwriting for 'septiembre' consists of a circle with a dot, a square with a diagonal line and a phi symbol, and a square with a diagonal line and an asterisk.</p>



# Lengua de Señas Mexicana (LSM)

Spoken Word	SignWriting
sesenta	
seven	
seventeen	
seventy	
Seña	
Señor	
shoe	
Si	
sign	
sign	

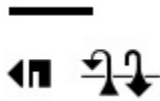






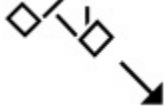
# Lengua de Señas Mexicana (LSM)

Spoken Word	SignWriting
silla	
Sin avisarme	
sit	
six	
sixteen	
sixth	
sixty	
sleep	
Sofia R	




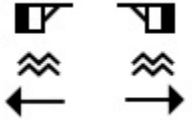




# Lengua de Señas Mexicana (LSM)

Spoken Word	SignWriting
soldado	<p>The signwriting for 'soldado' consists of a horizontal line at the top, followed by a square with two asterisks above it, and another square with two asterisks below it.</p>
solo	<p>The signwriting for 'solo' consists of a horizontal line at the top, followed by a square with two asterisks to its right.</p>
soltero	<p>The signwriting for 'soltero' consists of a circle at the top, followed by a horizontal line, and then a square with an asterisk to its left.</p>
son	<p>The signwriting for 'son' consists of a horizontal line at the top, followed by a hand with fingers spread, a small circle with a dot, and a hand with fingers spread.</p>
son	<p>The signwriting for 'son' consists of a horizontal line at the top, followed by a hand with fingers spread, a small circle with a dot, and a hand with fingers spread.</p>
Soplar	<p>The signwriting for 'Soplar' consists of a hand with fingers spread, a small circle with a dot, and a hand with fingers spread.</p>
Sorda	<p>The signwriting for 'Sorda' consists of a circle with an arrow pointing left, a square, and a circle with an asterisk and a square below it.</p>
Sordo	<p>The signwriting for 'Sordo' consists of a circle with an asterisk, a square, and a circle with an asterisk.</p>

# Lengua de Señas Mexicana (LSM)

Spoken Word	SignWriting
Spanish	
stamp	
STAR	
stay	
student	
Su	
Suficiente	
swimming-pool	

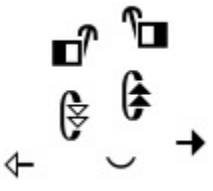




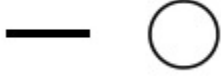

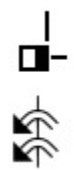


# Lengua de Señas Mexicana (LSM)

Spoken Word	SignWriting
Sábado	
T	
taco	
Tamarindo	
Tapa Abrir	
ten	
ten	
Tenango de doria	





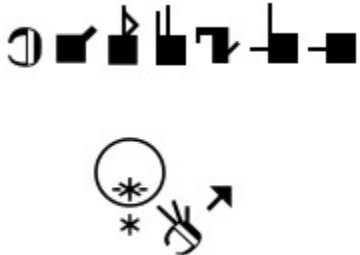
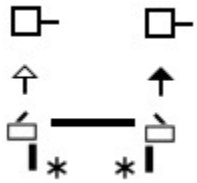




# Lengua de Señas Mexicana (LSM)

Spoken Word	SignWriting
Tener	<p>The signwriting for 'Tener' consists of a horizontal line at the top, followed by two hash symbols (#) on the left and a square with a left-pointing arrow (&lt;□) on the right. Below this is another horizontal line.</p>
think	<p>The signwriting for 'think' features a circle with an asterisk (*) above it on the left, and a square with a right-pointing arrow (□→) on the right.</p>
think-about	<p>The signwriting for 'think-about' shows a circle with an asterisk (*) above it on the left. Above the circle are three vertical arrows pointing up and down. To the right is a square with a right-pointing arrow (□→).</p>
thinking	<p>The signwriting for 'thinking' depicts a circle with an asterisk (*) above it on the left. Inside the circle are three curved lines representing a face. To the right is a square with a right-pointing arrow (□→).</p>
third	<p>The signwriting for 'third' includes a square with a right-pointing arrow (□→) at the top, followed by a square with a left-pointing arrow (←□) in the middle, and a square with a right-pointing arrow (□→) and an asterisk (*) at the bottom.</p>
thirteen	<p>The signwriting for 'thirteen' shows a square with a right-pointing arrow (□→) at the top, and a square with a left-pointing arrow (←□) and a right-pointing arrow (□→) below it.</p>
thirty	<p>The signwriting for 'thirty' consists of a square with a left-pointing arrow (←□) at the top, followed by a square with a right-pointing arrow (□→) and a solid black square below it.</p>
three	<p>The signwriting for 'three' is a square with a right-pointing arrow (□→) at the top.</p>
three	<p>The signwriting for 'three' is a square with three vertical lines on the left side.</p>

# Lengua de Señas Mexicana (LSM)



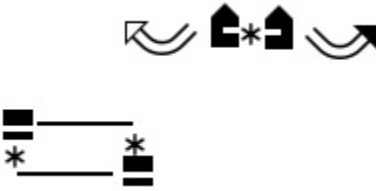
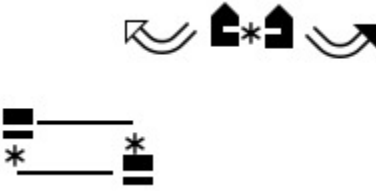




Spoken Word	SignWriting
tie	
Tipo Seis de Contactos	
Trabajar	
Tres	
triste	
TRONCO+ROSTRO	
tuesday	
twelve	
twenty	
twenty-five	

# Lengua de Señas Mexicana (LSM)



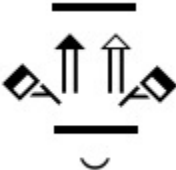

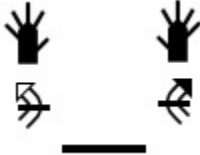
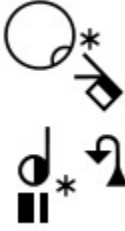


Spoken Word	SignWriting
two	
U	
ucaracha	
ucaracha	
una frase	
understand	
Uno	
Uno	
V	
vamos	











# Lengua de Señas Mexicana (LSM)

Spoken Word	SignWriting
VENADO	
Vender	
Ventana Abrir	
Ventana Abrir	
verbo	
Veterinario	
Viento	
viernes	



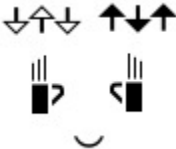

# Lengua de Señas Mexicana (LSM)

Spoken Word	SignWriting
viudo	
Viva	
vivir	
volcan	
volleyball	
Voluntad	
W	
wake	










# Lengua de Señas Mexicana (LSM)

Spoken Word	SignWriting
wallet	
want	
want	
water	
what-time-is-it	
white	
why	
why-	

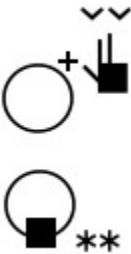



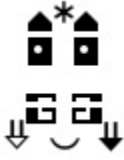
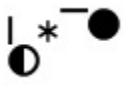
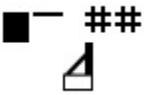
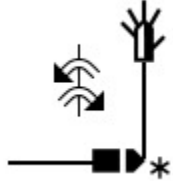

# Lengua de Señas Mexicana (LSM)

Spoken Word	SignWriting
woman	 <p>The signwriting for 'woman' in this row consists of a circle with a dot inside, a small arrow pointing up and to the right, and a solid black square.</p>
woman	 <p>The signwriting for 'woman' in this row consists of a circle with a dot inside, a small arrow pointing down and to the left, and a solid black diamond.</p>
work	 <p>The signwriting for 'work' in this row consists of two sets of three vertical lines representing fingers, with arrows above them indicating movement: the left hand has arrows pointing down, up, and down; the right hand has arrows pointing up, down, and up. Below the hands is a small upward-curving arc.</p>
x	 <p>The signwriting for 'x' in this row consists of a small downward-pointing arrow above a square with a dot inside.</p>


# Lengua de Señas Mexicana (LSM)

Spoken Word	SignWriting
X	
Y	
Ya	
yerno	
yo	
Yo	
Yo	
Yo	
Z	

# Lengua de Señas Mexicana (LSM)

Spoken Word	SignWriting
Zanahoria	
,	
¿Como?	
¿Cuándo?	
¿Cómo estas?	
¿Dónde?	
¿Quién?	
Árbol	
Ñ	

# Lengua de Señas Mexicana (LSM)

Spoken Word	SignWriting
ñ	 The SignWriting symbol for the Spanish letter 'ñ' consists of a black square with two diagonal lines extending from the top-left corner, and a horizontal line with an arrow pointing to the right below it.