


Hand-drawn technical sketches of a mechanical assembly, showing various views and components with annotations like asterisks and arrows.





Ken Murashigne is one of fewest deaf athletic in both winter and summer olympics games for the deaf since 1973 and still his goal in 1985

He raised in Los Angeles, Calif and he had deaf brother, Rodger. His sport background when he was young he went to Youth Volleyball Camp ~~and~~ <sup>with</sup> all hearing ~~the~~ groups. He is very skillful volleyball player. His past deaf volleyball tournaments which he won many trophies for best player.

He played football in fullback with hearing team and he was all-league football teams for three years in 1965-67 for Hollywood High School, California. He never went to weight lift for built his muscle but just he went to beach with heavy surfboard during every weekend.

His deaf friendly, Kimm Randolph who encourage Ken into skiing

and then Ken became interesting  
sking. Now no deaf person beat  
his time since 1975 in U.S.A

Today He is married and  
work in computer program for  
big company. He still sport  
active in many sports. He and  
his wife, Linda, are both  
training for olympic games.

Linda is also deaf olympic  
volleyball player since 1973 and she  
begin ~~sking~~ racing









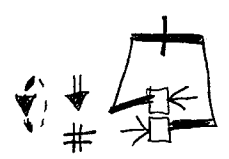
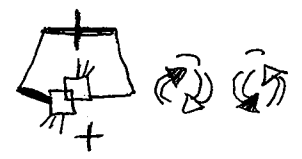
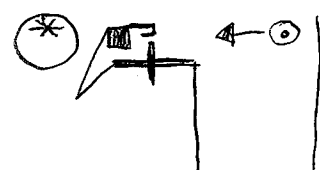
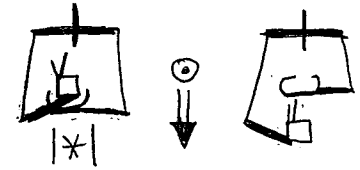
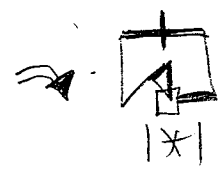
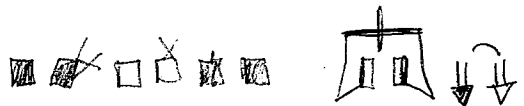
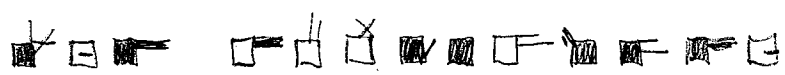

Ken favorite sport is ski  
racing then golf then many  
sports that he want to be play  
~~with a deaf person~~ active guy!!

He is r

we


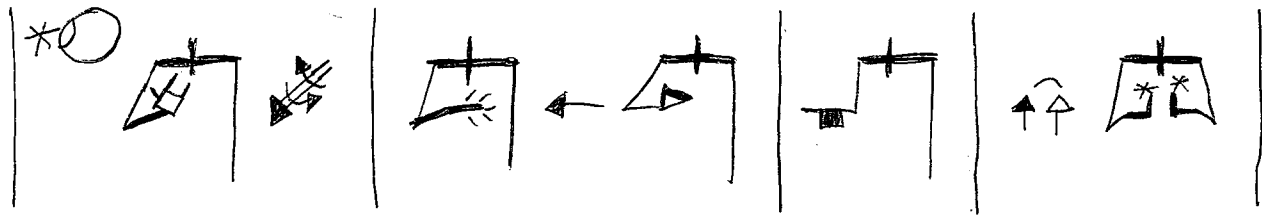
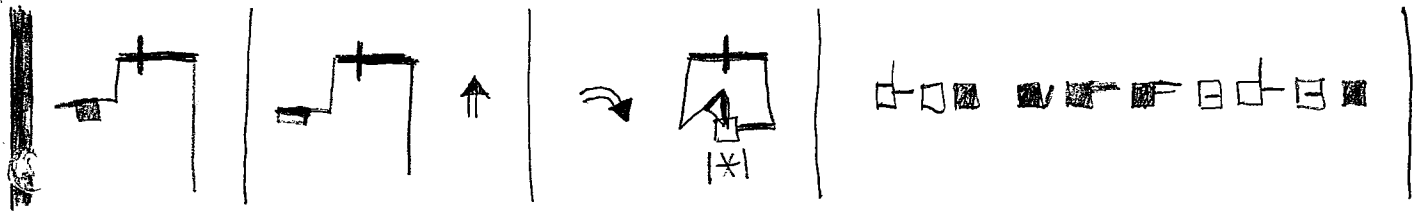
7 1 2 3 4 5 6 7 8 9 10 11 12 13 14 15 16 17 18 19 20 21 22 23 24 25 26 27 28 29 30 31 32 33 34 35 36 37 38 39 40 41 42 43 44 45 46 47 48 49 50 51 52 53 54 55 56 57 58 59 60 61 62 63 64 65 66 67 68 69 70 71 72 73 74 75 76 77 78 79 80 81 82 83 84 85 86 87 88 89 90 91 92 93 94 95 96 97 98 99 100



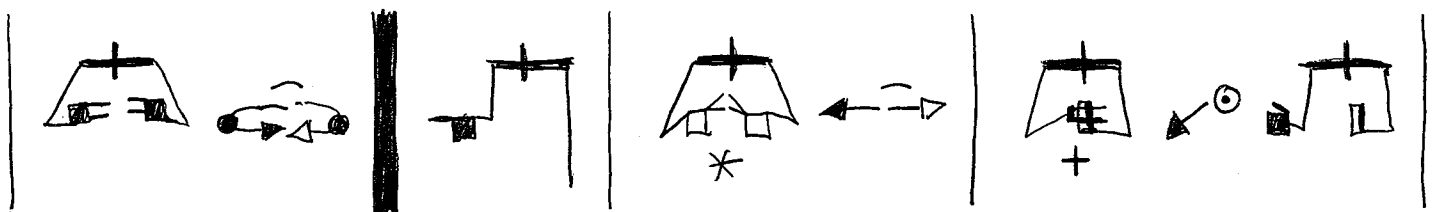
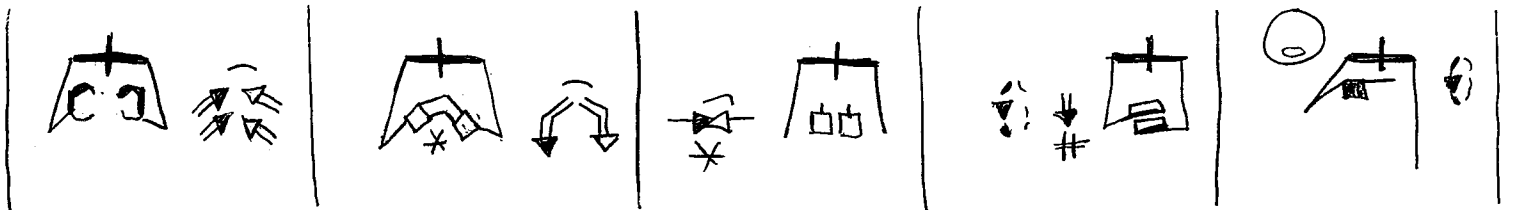




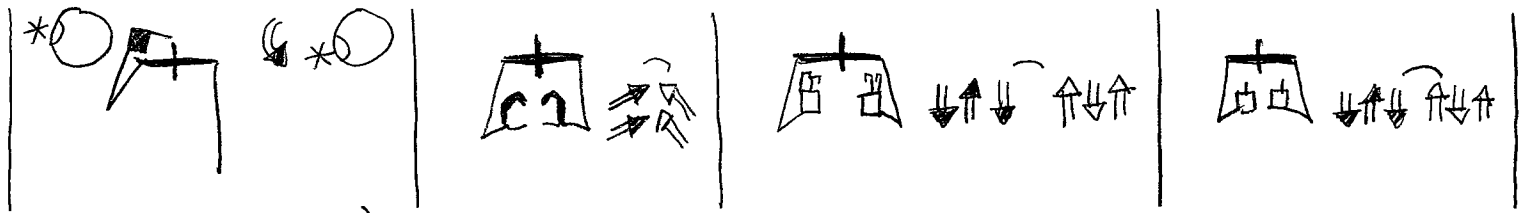
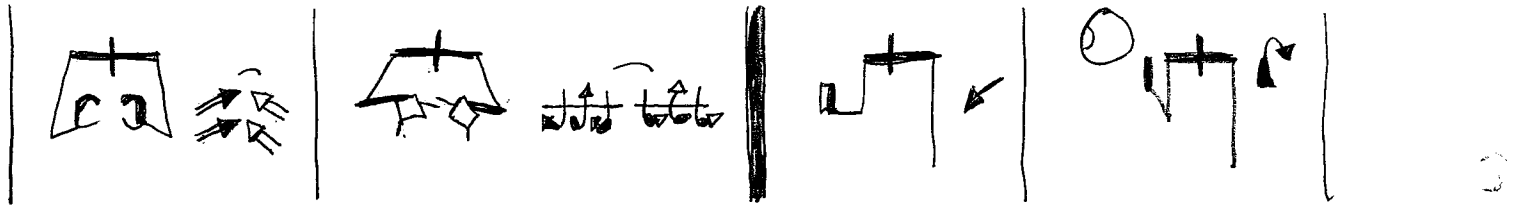
P2

(2)




P3

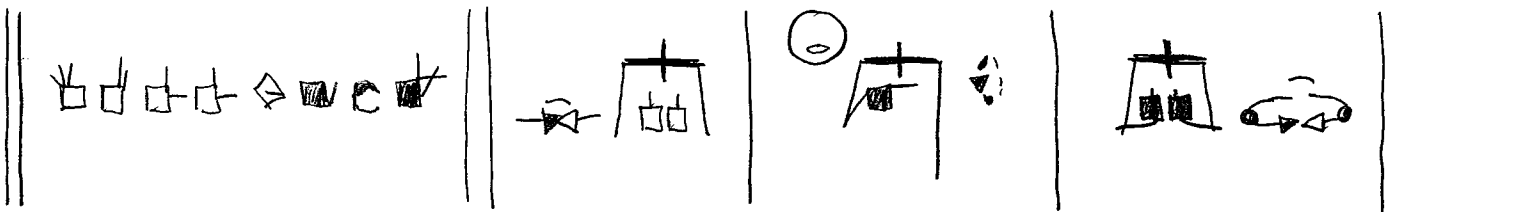





(Start here!)

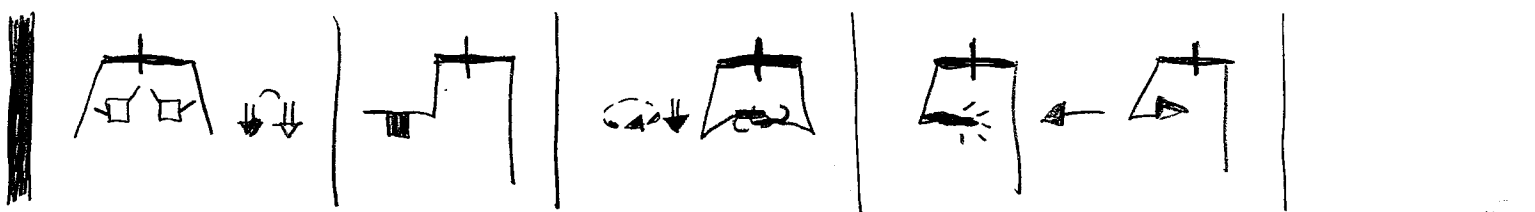

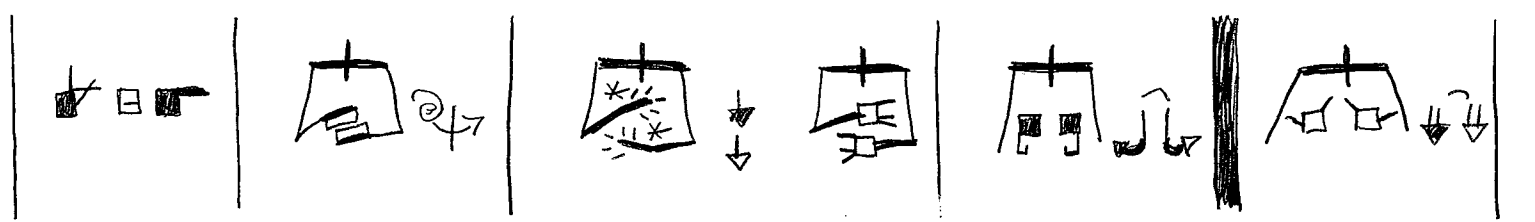
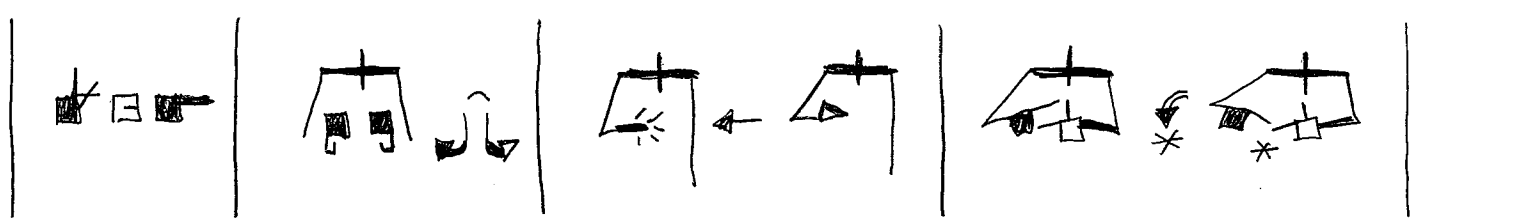
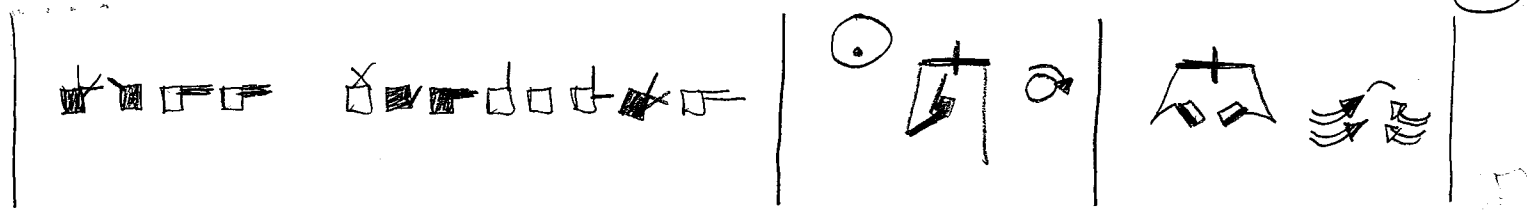


P4




IPS should be 4 spaces

--	--	--	--



The image displays eight rows of handwritten musical notation on a page. Each row consists of four measures separated by vertical bar lines. The notation is highly stylized and includes various symbols:

- Row 1:**
  - Measure 1: Two downward-pointing arrows with hash symbols (#) below them, followed by a square with a cross on top and a smaller square inside.
  - Measure 2: A square with a cross on top, a diagonal line, and a small square below it.
  - Measure 3: A square with a cross on top, two circles with horizontal lines through them, and a small square below.
  - Measure 4: A square with a cross on top, a diagonal line, and a small square below.
- Row 2:**
  - Measure 1: A circle with an asterisk, a square with a cross on top, and a downward-pointing arrow.
  - Measure 2: A square with a cross on top, two curved lines, and a small square below.
  - Measure 3: A square with a cross on top, a vertical bar, and a small square below.
  - Measure 4: A square with a cross on top, a diagonal line, and a small square below.
- Row 3:**
  - Measure 1: A square with a cross on top, a diagonal line, and a small square below.
  - Measure 2: A square with a cross on top, a diagonal line, and a small square below.
  - Measure 3: A square with a cross on top, a diagonal line, and a small square below.
  - Measure 4: A square with a cross on top, a diagonal line, and a small square below.
- Row 4:**
  - Measure 1: A square with a cross on top, a diagonal line, and a small square below.
  - Measure 2: A square with a cross on top, a diagonal line, and a small square below.
  - Measure 3: A square with a cross on top, a diagonal line, and a small square below.
  - Measure 4: A square with a cross on top, a diagonal line, and a small square below.
- Row 5:**
  - Measure 1: A square with a cross on top, a diagonal line, and a small square below.
  - Measure 2: A square with a cross on top, a diagonal line, and a small square below.
  - Measure 3: A square with a cross on top, a diagonal line, and a small square below.
  - Measure 4: A square with a cross on top, a diagonal line, and a small square below.
- Row 6:**
  - Measure 1: A square with a cross on top, a diagonal line, and a small square below.
  - Measure 2: A square with a cross on top, a diagonal line, and a small square below.
  - Measure 3: A square with a cross on top, a diagonal line, and a small square below.
  - Measure 4: A square with a cross on top, a diagonal line, and a small square below.
- Row 7:**
  - Measure 1: A square with a cross on top, a diagonal line, and a small square below.
  - Measure 2: A square with a cross on top, a diagonal line, and a small square below.
  - Measure 3: A square with a cross on top, a diagonal line, and a small square below.
  - Measure 4: A square with a cross on top, a diagonal line, and a small square below.
- Row 8:**
  - Measure 1: A square with a cross on top, a diagonal line, and a small square below.
  - Measure 2: A square with a cross on top, a diagonal line, and a small square below.
  - Measure 3: A square with a cross on top, a diagonal line, and a small square below.
  - Measure 4: A square with a cross on top, a diagonal line, and a small square below.

