

Chapter 2: SSS-2004

50 Group Base Symbols

Symbols That Represent The Groups of the SSS

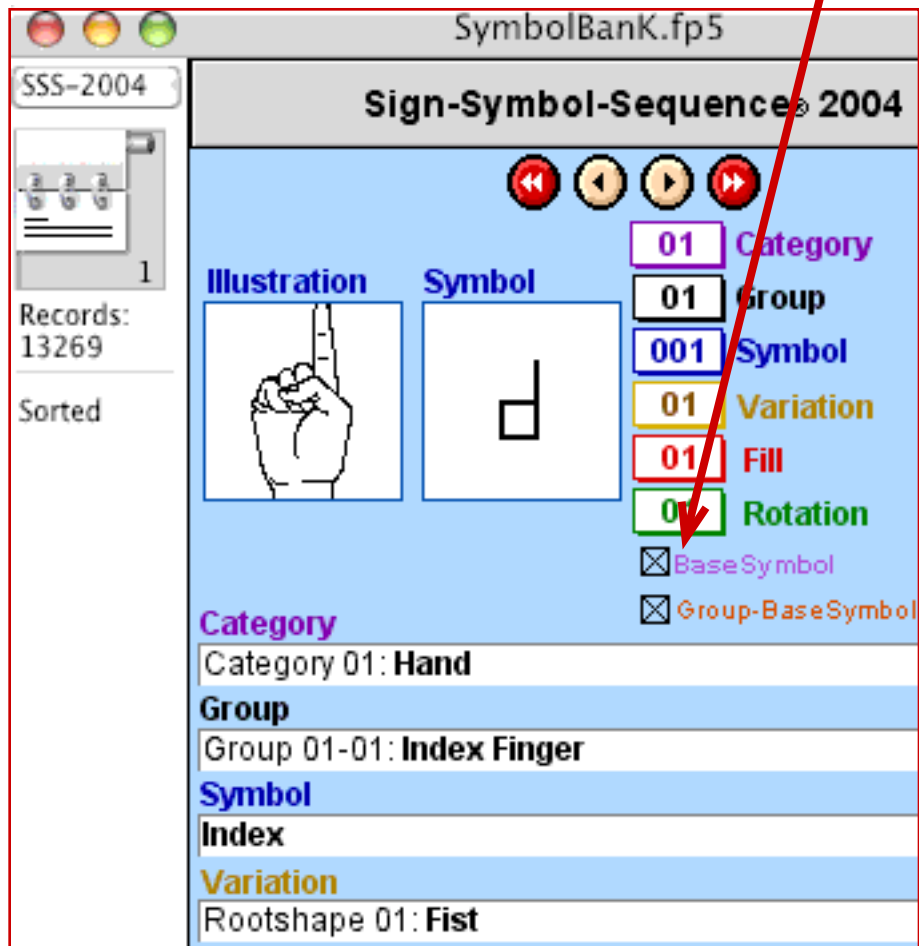


BaseSymbols

Symbols That Represent Symbols

What is a BaseSymbol?

Most symbols have several rotations. A BaseSymbol is one rotation, chosen to represent a symbol, when the symbol is listed in the SSS. BaseSymbols are used to skim through the SSS quickly, so it is important that it is the easiest to read, out of all the other rotations. BaseSymbols for hands are either Fill02-Rotation01 or Fill02-Rotation03. BaseSymbols for other categories do not follow rules. You can search for BaseSymbols in SymbolBank. They are marked with a checkbox:

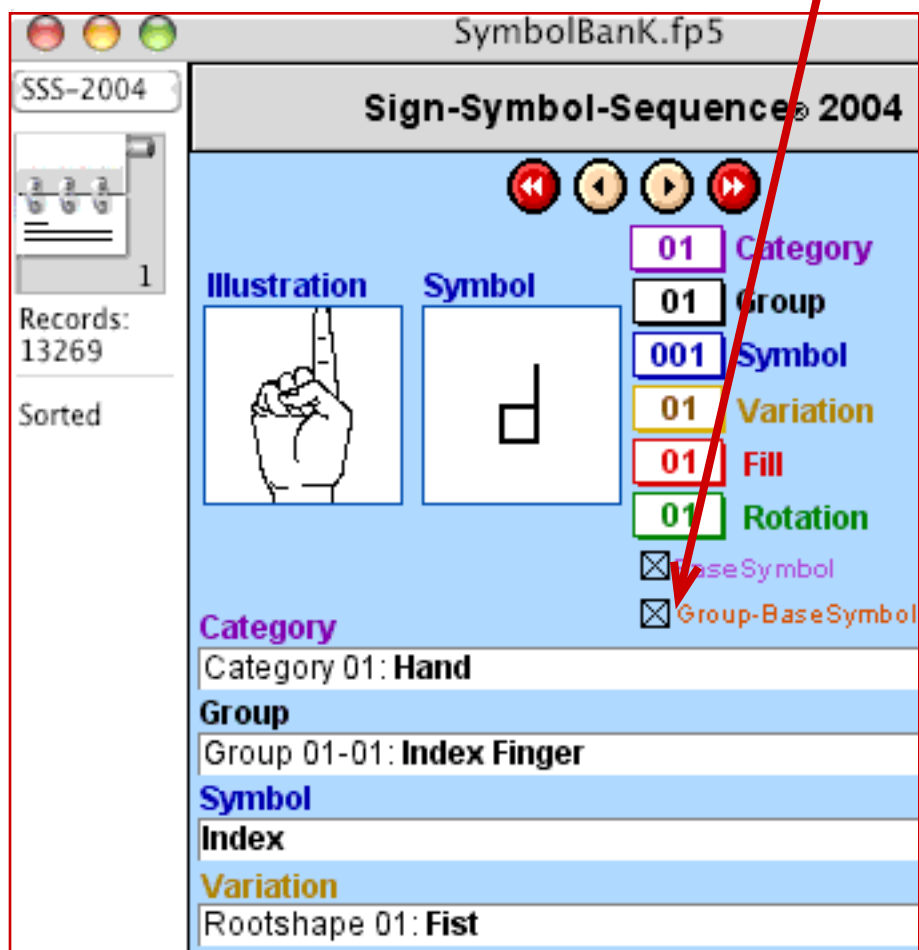


Group BaseSymbols

Symbols That Represent Groups











What is a Group BaseSymbol?

A Group BaseSymbol is a BaseSymbol chosen to represent an entire group of symbols. There are 50 Symbol Groups, and 50 Group BaseSymbols representing them. Group BaseSymbols for hands are always the first BaseSymbol in the group, and are always Fill01-Rotation01. Other categories do not follow rules. You can search for Group BaseSymbols in SymbolBank. They are marked with a checkbox:



Group Base Symbols 01-10

Hands

1		Group 01-01: Index Finger	<table border="1"><tr><td>01</td><td>01</td><td>001</td><td>01</td><td>01</td><td>01</td></tr></table>	01	01	001	01	01	01
01	01	001	01	01	01				
2		Group 01-02: Index Middle Fingers	<table border="1"><tr><td>01</td><td>02</td><td>001</td><td>01</td><td>01</td><td>01</td></tr></table>	01	02	001	01	01	01
01	02	001	01	01	01				
3		Group 01-03: Thumb Index Middle Fingers	<table border="1"><tr><td>01</td><td>03</td><td>001</td><td>01</td><td>01</td><td>01</td></tr></table>	01	03	001	01	01	01
01	03	001	01	01	01				
4		Group 01-04: Four Fingers	<table border="1"><tr><td>01</td><td>04</td><td>001</td><td>01</td><td>01</td><td>01</td></tr></table>	01	04	001	01	01	01
01	04	001	01	01	01				
5		Group 01-05: Five Fingers	<table border="1"><tr><td>01</td><td>05</td><td>001</td><td>01</td><td>01</td><td>01</td></tr></table>	01	05	001	01	01	01
01	05	001	01	01	01				
6		Group 01-06: Baby Finger	<table border="1"><tr><td>01</td><td>06</td><td>001</td><td>02</td><td>01</td><td>01</td></tr></table>	01	06	001	02	01	01
01	06	001	02	01	01				
7		Group 01-07: Ring Finger	<table border="1"><tr><td>01</td><td>07</td><td>001</td><td>02</td><td>01</td><td>01</td></tr></table>	01	07	001	02	01	01
01	07	001	02	01	01				
8		Group 01-08: Middle Finger	<table border="1"><tr><td>01</td><td>08</td><td>001</td><td>02</td><td>01</td><td>01</td></tr></table>	01	08	001	02	01	01
01	08	001	02	01	01				
9		Group 01-09: Index Thumb	<table border="1"><tr><td>01</td><td>09</td><td>001</td><td>02</td><td>01</td><td>01</td></tr></table>	01	09	001	02	01	01
01	09	001	02	01	01				
10		Group 01-10: Thumb	<table border="1"><tr><td>01</td><td>10</td><td>001</td><td>01</td><td>01</td><td>01</td></tr></table>	01	10	001	01	01	01
01	10	001	01	01	01				


Group BaseSymbols 11-20

Movement


11	*	Group 02-01: Contact	02	01	001	01	01	01
12	•	Group 02-02: Finger Movement	02	02	001	01	01	01
13	↑	Group 02-03: Straight Wall Plane	02	03	001	01	01	01
14	↗	Group 02-04: Straight Diagonal Plane	02	04	001	01	01	01
15	↑	Group 02-05: Straight Floor Plane	02	05	001	01	01	01
16	↷	Group 02-06: Curve Parallel Wall Plane	02	06	001	01	01	01
17	↷	Group 02-07: Curve Hits Wall Plane	02	07	001	01	01	01
18	↷	Group 02-08: Curve Hits Floor Plane	02	08	001	01	01	01
19	↷	Group 02-09: Curve Parallel Floor Plane	02	09	001	01	01	01
20	⦿	Group 02-10: Circular Movement	02	10	001	01	01	01

Group BaseSymbols 21-30


Face

21  Group 03-01: **Brow**


03	01	001	01	01	02
----	----	-----	----	----	----

22  Group 03-02: **Eyes**


03	02	001	01	01	01
----	----	-----	----	----	----

23  Group 03-03: **Eyegaze**


03	03	001	01	01	01
----	----	-----	----	----	----

24  Group 03-04: **Cheeks Ears**


03	04	001	01	01	01
----	----	-----	----	----	----

25  Group 03-05: **Nose Breathing**


03	05	001	01	01	01
----	----	-----	----	----	----

26  Group 03-06: **Mouth**


03	06	001	01	01	01
----	----	-----	----	----	----

27  Group 03-07: **Tongue**


03	07	001	01	01	01
----	----	-----	----	----	----

28  Group 03-08: **Teeth**

03	08	001	01	01	01
----	----	-----	----	----	----

29  Group 03-09: **Chin Jaw**


03	09	001	01	01	01
----	----	-----	----	----	----

30  Group 03-10: **Neck Hair Emotions**


03	10	001	01	01	01
----	----	-----	----	----	----

Group BaseSymbols 31-40


Head & Torso

31  Group 04-01: Head Viewpoints


04	01	001	01	01	01
----	----	-----	----	----	----

32  Group 04-02: Head Location


04	02	001	01	01	01
----	----	-----	----	----	----

33  Group 04-03: Head Move Wall Plane


04	03	001	01	01	01
----	----	-----	----	----	----

34  Group 04-04: Head Move Floor Plane


04	04	001	01	01	01
----	----	-----	----	----	----

35  Group 04-05: Head Positions


04	05	001	01	01	01
----	----	-----	----	----	----

36  Group 05-01: ShoulderHip Viewpoints


05	01	001	01	01	01
----	----	-----	----	----	----

37  Group 05-02: ShoulderHip Positions


05	02	001	01	01	01
----	----	-----	----	----	----

38  Group 05-03: Upper Body Location

05	03	002	01	03	01
----	----	-----	----	----	----

39  Group 05-04: ShoulderHip Movement





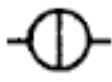





05	04	001	01	01	01
----	----	-----	----	----	----

40  Group 05-05: Torso Movement

05	05	002	01	01	01
----	----	-----	----	----	----

Group BaseSymbols 41-50

FullBody, Space & Punctuation

41		Group 06-01: Limbs	<table border="1"><tr><td>06</td><td>01</td><td>001</td><td>01</td><td>01</td><td>01</td></tr></table>	06	01	001	01	01	01
06	01	001	01	01	01				
42		Group 06-02: FullBody Movement	<table border="1"><tr><td>06</td><td>02</td><td>002</td><td>01</td><td>01</td><td>01</td></tr></table>	06	02	002	01	01	01
06	02	002	01	01	01				
43		Group 07-01: HWD Location	<table border="1"><tr><td>07</td><td>01</td><td>001</td><td>01</td><td>01</td><td>07</td></tr></table>	07	01	001	01	01	07
07	01	001	01	01	07				
44		Group 07-02: Plane Location	<table border="1"><tr><td>07</td><td>02</td><td>002</td><td>01</td><td>01</td><td>01</td></tr></table>	07	02	002	01	01	01
07	02	002	01	01	01				
45		Group 07-03: 3D Location	<table border="1"><tr><td>07</td><td>03</td><td>001</td><td>01</td><td>01</td><td>01</td></tr></table>	07	03	001	01	01	01
07	03	001	01	01	01				
46		Group 07-04: Room Location	<table border="1"><tr><td>07</td><td>04</td><td>001</td><td>01</td><td>01</td><td>01</td></tr></table>	07	04	001	01	01	01
07	04	001	01	01	01				
47		Group 08-01: Dynamics	<table border="1"><tr><td>08</td><td>01</td><td>001</td><td>01</td><td>01</td><td>01</td></tr></table>	08	01	001	01	01	01
08	01	001	01	01	01				
48		Group 08-02: Timing	<table border="1"><tr><td>08</td><td>02</td><td>001</td><td>01</td><td>01</td><td>01</td></tr></table>	08	02	001	01	01	01
08	02	001	01	01	01				
49		Group 08-03: Scoring	<table border="1"><tr><td>08</td><td>03</td><td>001</td><td>01</td><td>01</td><td>01</td></tr></table>	08	03	001	01	01	01
08	03	001	01	01	01				
50		Group 08-04: Punctuation	<table border="1"><tr><td>08</td><td>04</td><td>001</td><td>01</td><td>01</td><td>01</td></tr></table>	08	04	001	01	01	01
08	04	001	01	01	01				