



Finger Movements

From Lessons in SignWriting Web
Gallery

www.signwriting.org

6 Finger Symbols

- 1. Middle Joint Closes
- 2. Middle Joint Opens
- ∨ 3. Knuckle Joint Closes
- ∧ 4. Knuckle Joint Opens
- ⋈ 5. Knuckles Open & Close Together
- ⋈ 6. Knuckles Open-Close Alternating

● ○
Middle Joint



Middle Joint finger movements are written with small dots.

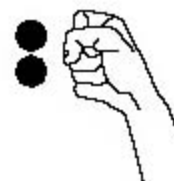
∨ ∧
Knuckle Joint



Knuckle Joint finger movements are written with small arrowheads.



huh?



milk

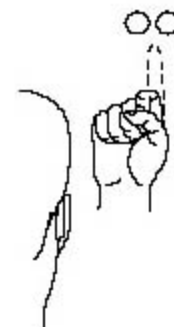


Middle-Joint Closes

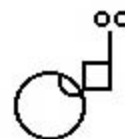
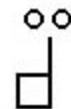
When the middle-joint of the finger closes (bends down or in), this **closing finger movement** is written with a **dark dot**. The dot is placed near the finger joint that does the movement. Two dots represent two closings.



eleven

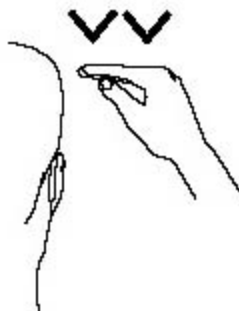



understand



Middle-Joint Opens

When the middle-joint of the finger opens (bends up or out), this **opening finger movement** is written with a **hollow dot**. The dot is placed near the finger joint that does the movement. Two dots represent two openings.



Knuckle-Joint Closes


When the knuckle-joint of the finger closes (bends down or in), this **closing knuckle movement** is written with a small arrow that points down. The arrow is placed near the knuckle joint that does the movement. Two arrows mean 2 closings.



twenty



boy



Knuckle-Joints Open-Close

The fingers move together in the same direction, as a unit. The knuckle-joints of the fingers open and close (bend up and down) together. This **open-close knuckle movement** is written with one row of small connected arrows pointing up and down.



goodbye



why



Knuckle-Joint Opens


When the knuckle-joint of the finger opens (bends up or out), this **opening knuckle movement** is written with a small arrow that points up. The arrow is placed near the knuckle joint that does the movement. Two arrows mean 2 openings.



send



send-send



Knuckle-Joints Alternate

The fingers do not move together in a unit. Instead they move in opposite directions. One moves up, as the other moves down. This is called **alternating**. This **alternating knuckle movement** symbol is written with two rows of small arrows pointing up and down.



fingerspell



typing