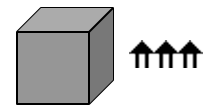
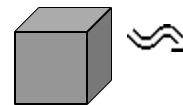
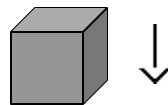
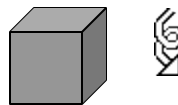
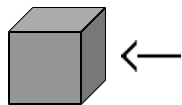
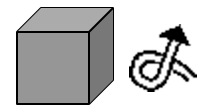
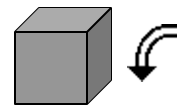
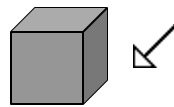
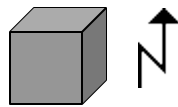
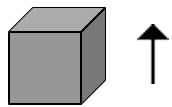


# SW – Straight and Curved Movement

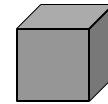
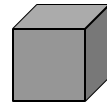
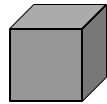
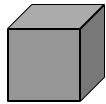
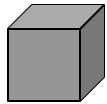
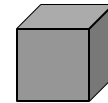
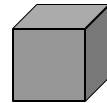
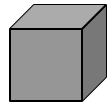
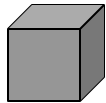
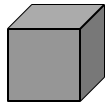
A. Look at the picture with the movement symbol. Show your partner how the block would move using the correct hand.



B. Look at your partner. How does his/her block move? Write it down. Be sure to use the correct symbol to show which hand(s).

# SW – Straight and Curved Movement

A. Look at the picture with the movement symbol. Show your partner how the block would move using the correct hand.



B. Look at your partner. How does his/her block move? Write it down. Be sure to use the correct symbol to show which hand(s).